

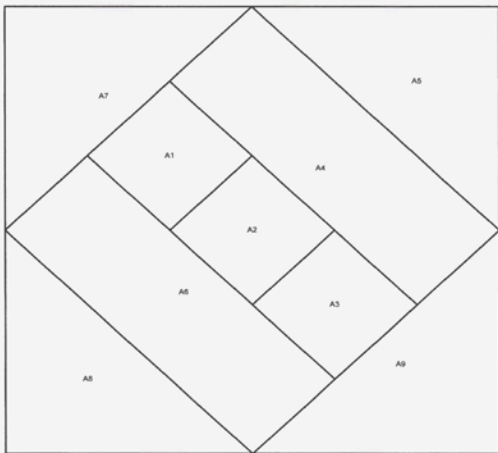


Okay, here are the ANSWERS to the three (3) Pieced Blocks on sectioning and numbering. Remember now, there may be more than one way to section and/or number a block so your answers maybe different than mine but still correct.

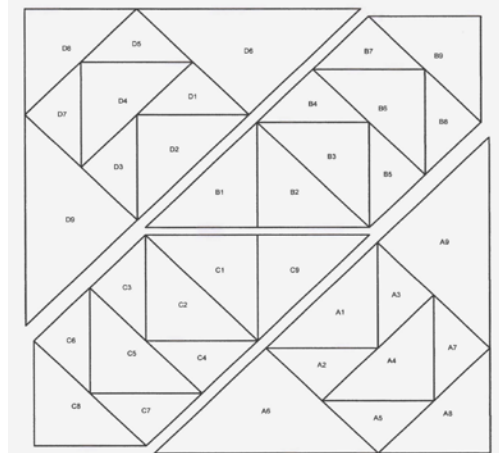
I hope you enjoyed these exercises and now feel confident to tackle the conversion of a Pieced Block to a Paper Pieced Block.

As Paper Piecing quilters we enjoy this technique so much we look for ways to stay with Paper Piecing in the vast majority of our quilting, or at least I do!

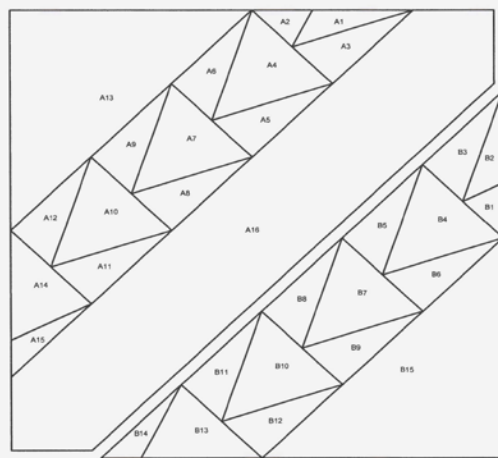
Jim



Letter H - no need to Split into sections



Flying Away Split into Sections



Flying Geese 13 Split into Sections